

# Julius Meinl Investment GmbH

**Meinl**Investment 

**Key Data and Public Funds**

Vienna, October 2013

# Meinl Investment GmbH

---

## History

JULIUS MEINL INVESTMENT was founded in 1987. In the same year, the first investment funds: Capitol 1, Capitol 2 and Wall Street Capital, were launched.

## Key data

- Assets under Management: € 203,44 Mio.
- Funds: 19
- Owner: Meinl Bank (100%)

## Awards

Over the years, the company and its funds have received several awards, including the Standard & Poors Fund Award, Morningstar Awards, & Lipper.

# Meinl Investment GmbH

## Range of Funds

---

### ▪ Multi-Asset Funds

- Meinl Exclusive World Bonds & Properties
- Meinl Capital Invest
- Meinl Quattro eu
- Meinl Trio
- Meinl Allinvest

### ▪ Equity Funds

- Meinl Equity Austria
- Meinl Core Europe
- Meinl Exclusive World Equities
- Meinl Wall Street Capital
- Meinl Japan Trend

### ▪ EM Equity Funds

- Meinl Asia Capital
- Meinl India Growth
- Meinl Eastern Europe

### ▪ Property Fund

- Meinl Global Property

### ▪ Bond Funds

- Meinl Liquid
- Meinl Capitol 1
- Meinl Euro Bond Protect

# Fund Overview

Fund	Launch date	ISIN	Fund Currency	Regi stration	Initial Charge	Management Fee	Return Type	Risk and Rewards Profile *	annualized Performance					Fund Size in Mio. EUR
									YTD	1 year	3 years	5 years	Since Inception	
<b>Property Funds</b>														
Meinl Global Property	20.02.2006	AT0000A000C8 A0JD82	EUR	A	5,00%	1,5% + 15% Perf Fee	Accumulation	6	5,26	11,95	9,74	7,60	0,15	10,43
			EUR	D	5,00%	1,5% + 15% Perf Fee	Accumulation	6	5,26	11,95	9,74	7,60	0,15	10,43
<b>Bond Funds</b>														
Meinl Liquid	01.06.1989	AT0000859350	EUR	A	1,50%	0,20%	Distribution	2	-0,46	-0,04	1,40	2,25	4,50	2,11
Meinl Capitol 1	02.11.1987	AT0000859301	EUR	A	2,50%	0,35%	Distribution	3	-0,60	0,12	2,45	2,70	4,96	9,67
Meinl Euro Bond Protect	02.11.1987	AT0000859319	EUR	A	3,50%	0,75%	Distribution	3	-1,66	-0,54	1,49	1,13	3,88	0,90
<b>Mixed Funds</b>														
M.E.W. Bonds & Properties	12.04.2002	AT0000679428 A0F6DL	EUR	A	4,00%	0,95%	Accumulation	4	-0,92	1,30	3,27	1,79	2,43	12,33
			EUR	D	4,00%	0,95%	Accumulation	4	-0,92	1,30	3,27	1,79	2,43	12,33
Meinl Capital Invest	02.08.1993	AT0000921747	EUR	A	4,50%	0,70%	Distribution	4	2,44	4,80	2,19	3,18	4,34	2,03
Meinl Trio	23.10.2000	AT0000728571	EUR	A	2,50%	1,50%	Distribution	4	4,55	9,18	4,47	4,88	2,01	2,74
Meinl Quattro eu	01.09.2004	AT0000618731 A0DM97	EUR	A	5,00%	2,00%	Accumulation	5	0,99	3,51	2,56	3,35	1,38	22,05
			EUR	D	5,00%	2,00%	Accumulation	5	0,99	3,51	2,56	3,35	1,38	22,05
Meinl Allinvest	25.01.2007	AT0000A04BS7	EUR	A	5,00%	1,50%	Distribution	4	4,15	8,94	3,95	1,93	-1,70	1,75
<b>Equity Funds</b>														
Meinl Equity Austria	01.02.1991	AT0000859368 A0D86Z	EUR	A	5,00%	1,50%	Distribution	7	-3,70	4,62	-3,36	-0,84	7,27	91,96
			EUR	D	5,00%	1,50%	Distribution	7	-3,70	4,62	-3,36	-0,84	7,27	91,96
Meinl Core Europe	05.02.1993	AT0000918297 AT0000685425	EUR	A	4,50%	1,60%	Distribution	7	16,86	28,25	7,95	9,67	7,03	3,75
			EUR	A	4,50%	1,60%	Accumulation	7	16,87	28,26	7,95	9,67	3,85	3,75
M.E.W. Equities	12.04.2002	AT0000679410	EUR	A	5,00%	1,70%	Accumulation	6	12,10	15,76	6,02	6,57	2,33	3,74
Meinl Wall Street Capital	02.11.1987	AT0000859335	USD	A	5,00%	2,50%	Distribution	7	30,33	27,76	9,91	12,38	4,75	0,66
Meinl Asia Capital	15.12.1992	AT0000917620 A0D860	EUR	A	5,00%	1,60%	Distribution	7	-1,45	6,45	4,64	10,78	6,36	5,87
			EUR	D	5,00%	1,60%	Distribution	7	-1,45	6,45	4,64	10,78	6,36	5,87
Meinl Eastern Europe	15.06.2007	AT0000A05JR9 A0MX0K	EUR	A	5,00%	2,0% + 20% Perf. Fee	Accumulation	7	-3,66	-3,41	-3,80	2,66	-6,54	1,60
			EUR	D	5,00%	2,0% + 20% Perf. Fee	Accumulation	7	-3,66	-3,41	-3,80	2,66	-6,54	1,60
Meinl Japan Trend	02.03.1998	AT0000805064 A0MT5H	EUR	A	5,00%	1,60%	Distribution	6	16,32	23,98	6,72	6,44	-1,66	2,94
			EUR	D	5,00%	1,60%	Distribution	6	16,32	23,98	6,72	6,44	-1,66	2,94
Meinl India Growth	19.05.2005	AT0000495429 A0ERS6	EUR	A	5,00%	2,00%	Distribution	7	-13,51	-14,31	-11,25	1,51	3,44	5,23
			EUR	D	5,00%	2,00%	Distribution	7	-13,51	-14,31	-11,25	1,51	3,44	5,23

as per 30.09.2013; source: ÖKB Profitweb

\* Risk and Rewards Profile (1= Lower Risk, Potentially Lower Rewards; 7= Higher Risk, Potentially Higher Rewards)

# The Challenge

---

What will the future hold?

*„Between fear & greed.....“*




# The Solution

## Meinl Quattro eu

---

### Flexible Asset Allocation



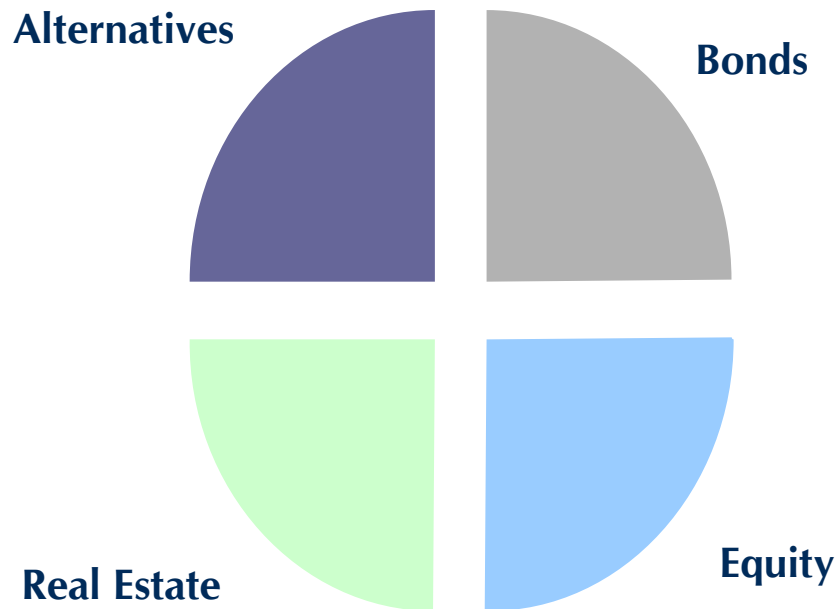
### Meinl Quattro eu

is a dynamic multi asset fund of fund which deversifies in stocks, bonds, real estate and alternative strategies. The Fund's management is essentially based on the analysis of macroeconomic data. For the equities, investments are conducted globally using a regional approach. Bonds are widely diversified, ranging from government and corporate bonds to high yields, emerging markets and convertibles.



# The Quattro Concept

---



## Neutral Position

**25% Bonds**  
**25% Equity**  
**25% Real Estate**  
**25% Alternatives**

**Exposure through Funds**  
**Leeway 10% for every Asset Class**



# Investment Process

## Asset Allocation

### Fundamental Market Model

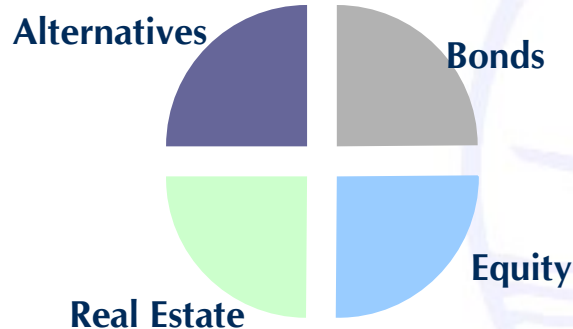
- Screening for global fundamental imbalances through Index multiples (P/E, P/B, P/C ...)

### Qualitative Analysis

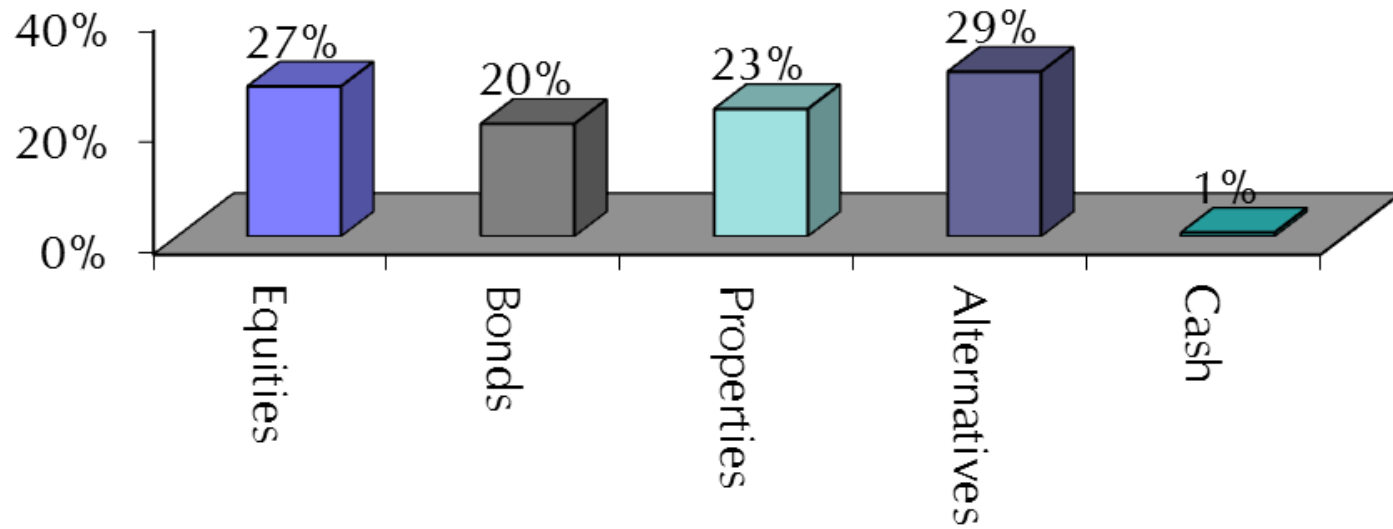
- Earnings (estimates, revisions, etc.)
- Monitoring of commodity prices
- Analysis of credit spreads
- Macroeconomic outlooks

### Trend Model

- Screening for trending markets using DMI and MOV, as well as trend reversions through RSI and mean reversion concepts



# Position at the Moment

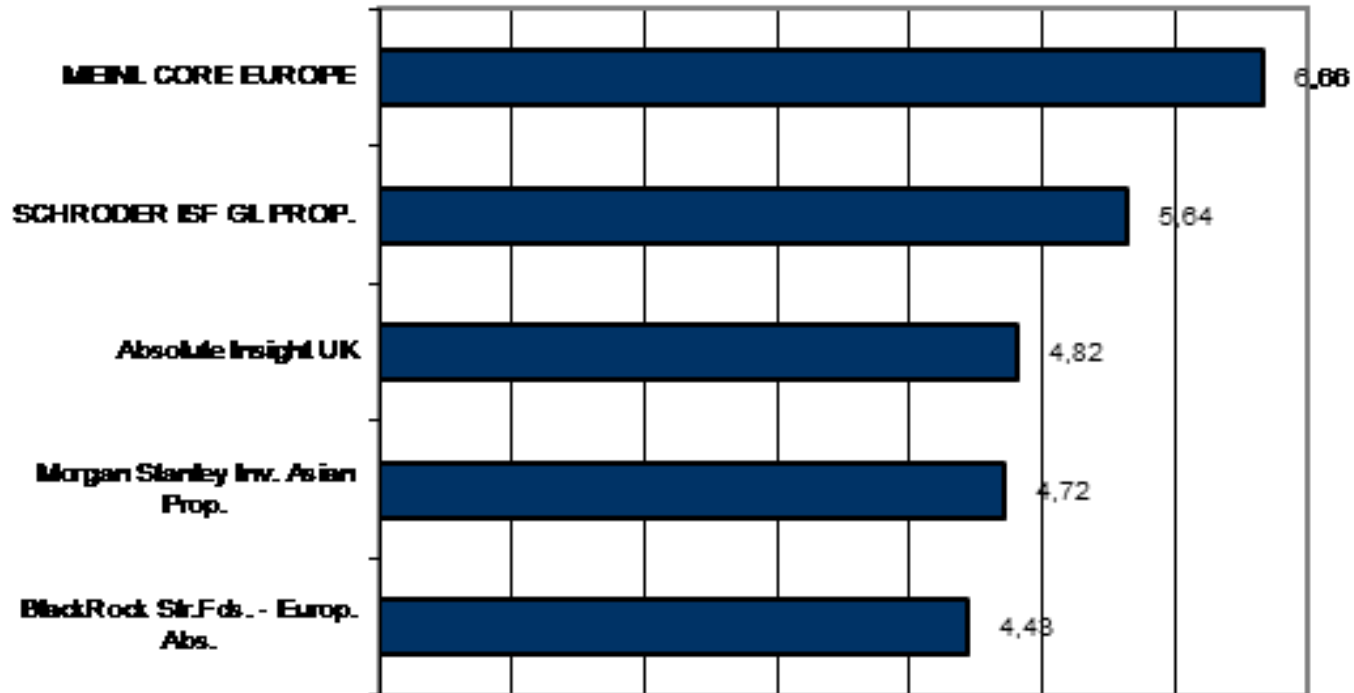


# 3Y Performance



Source: Bloomberg

# Top 10 Holdings



# Fund Facts

---

## Overview:

recommended length to keep:	7 years
Risk and Rewards Profile:	●●●●○○○
ISIN:	AT0000618731
Fund currency:	EUR
Launch date:	01.09.2004
Return type:	Accumulation
Fiscal year:	1.03. - 28./29.02.
Ongoing charges:	3,30% as per 28.02.13
last dividend per unit:	EUR 0,00 as per 15.04.13
Fund Manager:	Mag. Robert Binder, CFA

## Fees:

Initial charge:	5%
Management fee:	2%

## Performance (source OeKB):

year to date	0,99%
1 year	3,51%
3 years p.a.	2,56%
5 years p.a.	3,35%
Since inception p.a.	1,38%

# Disclaimer

---

This Presentation Document is prepared for information purposes and for distribution to professional and business customers by Meinl Bank AG and does not constitute an offer or solicitation to buy or sell investment funds. It is not intended for distribution to, or use by, any person in any jurisdiction where such distribution of or use is prohibited by law or regulation.

The information contained in this Presentation Document has been obtained from reliable sources and has not been verified by Meinl Bank AG. Meinl Bank AG makes no claims to its completeness or accuracy.

This Presentation Document reflects current views which may be subject to change without prior notice. Meinl Bank AG undertakes no obligation to provide the recipient with access to any additional information or to update this Presentation Document or to correct any inaccuracies therein which may become apparent.

The investment discussed in this Presentation Document may be unsuitable for investors depending on their specific investment objectives or financial position. Investors should obtain individual advice of the bankers/brokers or other advisors about the investment concerned, prior to making their final investment decision. Past price development is no indicator of future developments. Neither Meinl Bank AG nor any of its representatives or employees accepts any liability whatsoever for any direct or consequential loss arising from any use of this Presentation Document or its contents.

This Presentation Document must not be copied, reproduced, distributed or passed to others at any time without the prior written consent of Meinl Bank AG.

This presentation is used for advertisement purposes. The value development and the performance are calculated according to the OEKB method. The value development considers the administration fee. The issue surcharge amounting to 5% incurring once upon purchase and other income-reducing costs like individual account and depositary fees have not been considered in the presentation. The market price of the securities and/or investment items of a fund may increase/decrease as compared to the acquisition price. If an investor sells shares in the investment fund at a time at which the price of the securities and/or investment items comprised in the fund have fallen as compared to the time of purchase of the shares, they will consequently not get back all the invested money. Performance results of the past do not allow for conclusions on the future development of an investment fund. The fund provisions were lastly approved of with the notification dated 13th November 2009 and reference number FMA-IF25 5300/0040-INV/2009 of the Austrian Financial Market Authority and the brochure was lastly published in the Official Journal of Wiener Zeitung on 28 February 2013 and they are available in German free of charge from Julius Meinl Investment GmbH, 1010 Vienna, Kärntnerring 2 and its depositary bank, Meinl Bank AG, 1014 Vienna, Bauernmarkt 2, as is the KID. The documents are also available at [www.meinlbank.com](http://www.meinlbank.com). Warning of the Austrian Financial Market Authority: Meinl Exclusive World Equities Fund may invest up to 100% in investments according to § 20a subsection 1 no. 3 InvFG (Austrian Investment Fund Act) 1993 (Alternative Investments) that, compared to traditional investments, entail an increased investment risk. These investments may particularly result in loss or even complete failure of the capital invested therein.

Warning of the Austrian Financial Market Authority: Meinl Allinvest Fund may invest up to 100% in investments according to § 20a subsection 1 no. 3 InvFG (Austrian Investment Fund Act) 1993 (Alternative Investments) that, compared to traditional investments, entail an increased investment risk. These investments may particularly result in loss or even complete failure of the capital invested therein.

Due to the increased risk, we recommend every investor to obtain detailed information on Alternative Investments and investment funds and to seek advice from an expert before purchasing any shares. We particularly recommend reading the sales brochure which is enclosed to this document and the KID. No liability is accepted for the accuracy of this information. Source of the risk figures: OeKB

High volatility: According to the FMA, a volatility of 6 or more is logically to be categorised as high, as 7 is considered the highest volatility.

Please note that the Fund Administrating Company is not yet licensed to manage Alternative Investment Funds according to § 4 Abs. 1 AIFMG. However, due to the transitional regulations of the AIFMG, the company is authorized to manage Alternative Investment Funds until the 22nd of July 2014.